

Portable Radial Stacking Conveyor



Quality Craftsmanship

Superior builds products and equipment that hold tough to their conditions in the field.

- ▶ Beefy, rigid, durable construction
- ▶ Four decades of building dependable, long-lasting conveyors
- ▶ Superior components (CEMA-rated idlers, Exterra® belt cleaner)
- ▶ American Society of Mechanical Engineering (ASME) certified our welders to create consistent results

Custom Engineered Configurations

There are some options you need and some you just do not. Our application engineers will work with you to design a unit suited for your specific application.

- ▶ Manual or hydraulically powered head or tail folds
- ▶ Size ranges from 24"– 42" belt widths and to 40'x150' in length

Superior CEMA-rated Idlers

Superior's full line of idlers are a strong, maintenance-friendly solution.

- ▶ Bullet proof SpinGuard® seal system for long lasting bearing protection
- ▶ Angled base frame sheds material
- ▶ No pinch points between end stand and outside roll
- ▶ Upgrade to high density polyethylene Moxie® rolls

Industry Leading Warranty and Local Support

Backed by the strongest warranty and support program in the industry, Superior's stacking conveyors are built to withstand a harsh working environment for many years to come.

- ▶ 5 year complete structural warranty
- ▶ 2 year complete conveyor warranty
- ▶ 2 year complete components warranty
- ▶ Local dealer support network



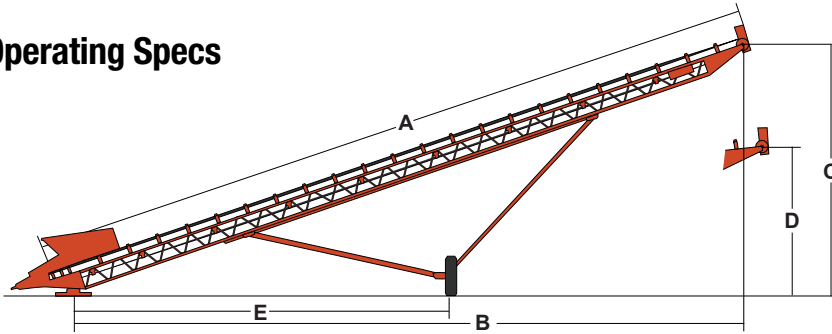
36" x 80' PRSC



36" x 95' PRSC

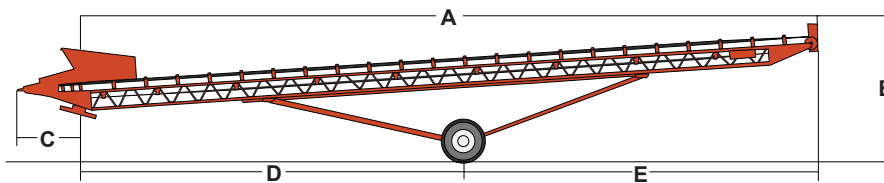
Portable Radial Stacking Conveyor

Operating Specs



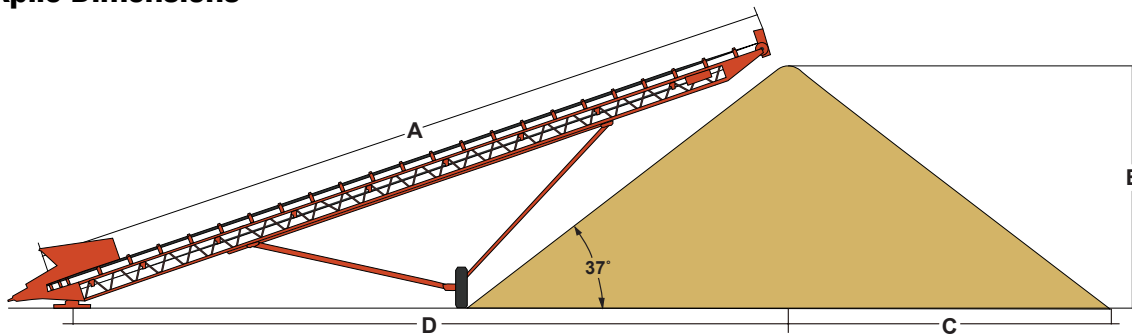
Conveyor Length	A	40'	50'	60'	70'	80'	90'	95'	100'	110'	125'	150'
Conveyor Ground Length	B	36' 2"	45' 8"	55' 2"	64' 7"	74'	85'	89'	93'	102'	116' 6"	140' 4"
Fully Raised Height to Center of Pulley	C	14' 5"	17' 11"	21'	24' 5"	28' 1"	29' 5"	33'	33' 8"	36'	40' 8"	47' 11"
Lowered Height to Center of Pulley	D	11' 6"	12' 5"	12' 5"	15'	14' 1"	14' 3"	14' 6"	14' 7"	16' 10"	17' 6"	18'
Anchor Pivot to Center of Axle	E	19' 9"	25' 5"	31' 2"	36' 4"	40' 11"	45'	47' 9"	51' 4"	55' 3"	60' 4"	79' 5"

Transport Specs




Conveyor Length	A	40'	50'	60'	70'	80'	90'	95'	100'	110'	125'	150'
Travel Length	A	43' 10"	49' 5"	59' 5"	69' 3"	63' 7"	68' 8"	73' 3"	78' 8"	60' 4"	68' 2"	80' 6"
Travel Height	B	12' 7"	11' 8"	11' 10"	12' 8"	14' 1"	13' 8"	13' 10"	14'	13' 9"	13' 10"	14'
Tail to Kingpin	C	5' 1"	5' 2"	5' 2"	5' 2"	5' 2"	5' 2"	5' 2"	5' 6"	5' 6"	5' 9"	6'
Kingpin to Axle	D	10' 7"	24' 8"	30' 11"	36' 12"	40' 9"	44'- 8"	49' 6"	51' 6"	30' 4"	37' 3"	49'
Axle to Head	E	24' 10"	24' 9"	28' 7"	33' 1"	22' 10"	24'	23' 9"	27' 2"	30'	30' 1"	31'

Stockpile Dimensions



Conveyor Length	A	40'	50'	60'	70'	80'	90'	95'	100'	110'	125'	150'
Stockpile Height	B	13' 6"	16' 5"	19' 4"	22' 9"	26' 4"	29' 9"	31'	31' 9"	35' 2"	39' 3"	46' 4"
Radius of Pile	C	19'	23'	27'	30' 5"	36' 6"	39' 9"	41' 4"	42' 9"	47'	55' 4"	61' 10"
Anchor Pivot to Center of Pile	D	39' 3"	47' 10"	57' 6"	67' 3"	76' 5"	86'	90' 6"	95' 3"	104' 6"	119'	143' 4"

For more information or to locate a dealer near you:
www.superior-ind.com or call 1-800-321-1558



© 2011 Superior Industries, LLC. B-112