

Pinnacle® Conveyor



More Stockpile Volume

Designed with a higher angle of incline, Pinnacle conveyors stockpile 25-40% more material than standard portable radial stacking conveyors.

- ▶ Incline of 22° compared to standard of 18°
- ▶ Set back axle allows more room for material
- ▶ Stockpiles stickier, wet material with higher angle of repose

Conveyor Components by Superior

Designed to be the problem solvers in your operation, Superior's conveyor components will reduce maintenance related issues and improve your efficiencies.

- ▶ Exterra® belt cleaner packed with 15-40% more urethane than the competition
- ▶ Standard SpinGuard® seal technology provides bullet proof protection for idler bearings
- ▶ Optional Navigator® return trainer keeps belts aligned

Quick Setup

In just a couple minutes the Pinnacle conveyor's patented FD axle assembly shifts from road ready to a radial travel position.

- ▶ No tools necessary
- ▶ Avoid using road travel tires for radial traveling function
- ▶ Radial travel tires hydraulically engage while road travel tires lift
- ▶ Other axle options include swing or telescoping tube
- ▶ Track mounted upgrade available

Patented Power Folds

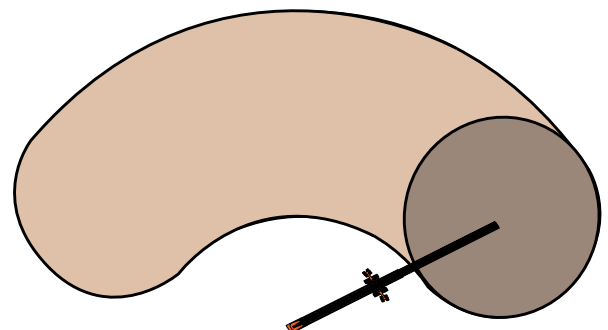
This long-lasting system is designed to provide extra protection to the hydraulic cylinders while the conveyor is operating in its stockpile position.

- ▶ Cylinder rod protected from elements during operation
- ▶ Lever actuated folding and unfolding
- ▶ Double acting cylinders

Stockpile Volumes Comparison (Tons)

Pinnacle Conveyor	36" x 80'	36" x 100'	36" x 125'
Conical Pile Volume	2,904	5,344	11,320
90° Stockpile Volume	10,644	19,854	41,595
Conventional Radial Stacker	36" x 80'	36" x 100'	36" x 125'
Conical Pile Volume	1,650	3,200	6,010
90° Stockpile Volume	8,020	13,000	25,066

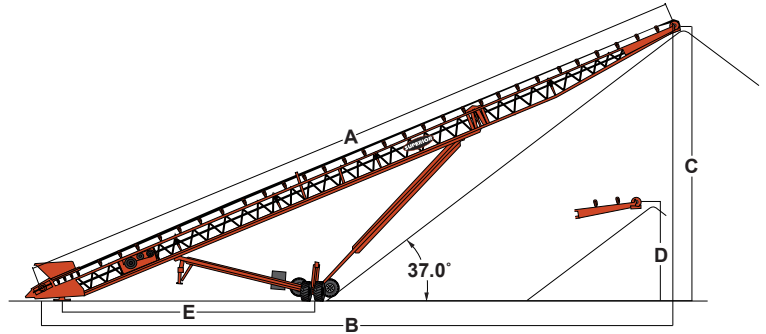
■ Conical Stockpile ■ 90° Stockpile Volume



Pinnacle Conveyor Dimensions

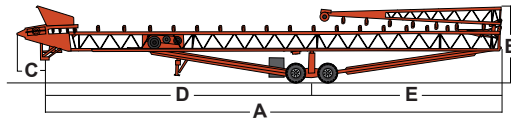
Operating Specs

Conveyor Length	A	80'	100'	125'
Conveyor Ground Length	B	72' 3"	91'	116' 4"
Fully Raised Height to Center of Pulley	C	32' 5"	39' 4"	50' 8"
Lowered Height to Center of Pulley	D	18' 1"	20' 1"	18' 2"
Anchor Pivot to Center of Axle	E	32' 2"	39' 8"	46' 5"

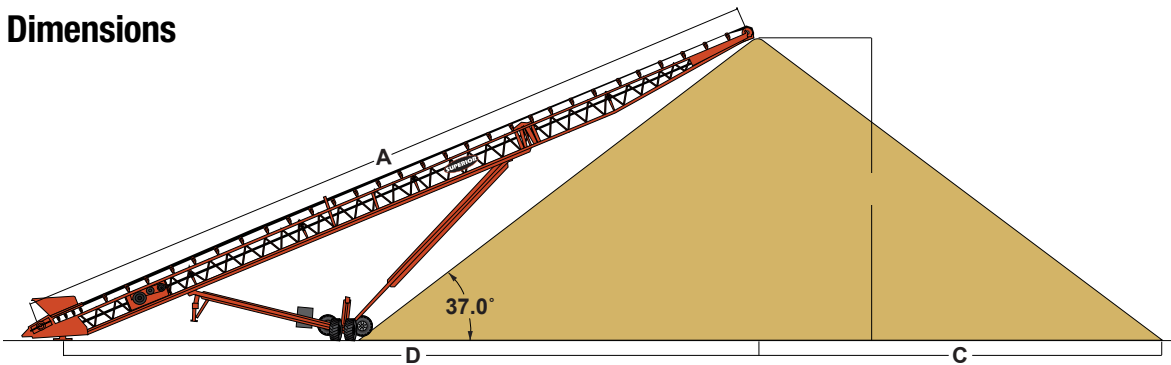


Transport Specs

Conveyor Length		80'	100'	125'
Travel Length	A	53' 7"	68' 8"	84' 2"
Travel Height	B	13' 5"	13' 2"	13' 11"
Tail to Kingpin	C	5' 1"	5'	5' 6"
Kingpin to Axle	D	34' 7"	39' 7"	49' 4"
Axle to Head	E	19'	29' 1"	34' 10"
Weight at Axle		28,000	34,000	49,000




Stockpile Dimensions



Conveyor Length	A	80'	100'	125'
Stockpile Height	B	31' 7"	38' 8"	49' 8"
Radius of Pile	C	42' 2"	51' 7"	66' 5"
Anchor Pivot to Center of Pile	D	74' 6"	93'	114' 7"



For more information or to locate a dealer near you:
www.superior-ind.com or call 1-800-321-1558



© 2011 Superior Industries, LLC. B-125